


Payspan: A Faster, Easier Way to Get Paid

ELECTRONIC FUNDS TRANSFER

Ambetter of Tennessee offers Payspan Health, a free solution that helps providers transition into electronic payments and automatic reconciliation.

How to Set Up Your Payspan Health Account

1. Call **1-877-331-7154** to get your unique registration code.
2. To begin registering, enter your PIN, TIN or EIN, and NPI.
3. Click **Start Registration** and enter the requested information.
4. Once complete, click **Confirm**.

 *Within a few business days, you will receive a deposit of less than \$1 from Payspan Health. Follow these steps to complete registration:*

5. Log in to Payspan Health and click **Payments**.
6. Click the **Account Verification** link to the left side of the screen.
7. Enter the amount of deposit in this format: **0.00**.
8. Congratulations! Your registration is complete.








Set Up your Payspan Account Today

For Payspan Health registration assistance, call **1-877-331-7154** or email providersupport@payspanhealth.com.

 **Questions?**
1-833-709-4735

 **AmbetterHealth.com/en/tn/**

Payspan Health Offers Innovative Provider Solutions

-  **Improve cash flow** by getting payments faster
-  **Settle claims electronically** through Electronic Fund Transfers (EFTs) and Electronic Remittance Advice (ERA)
-  **Eliminate re-keying of remittance data** by choosing how you want to receive remittance details
-  **Create and organize custom reports** including ACH, monthly and payment summary reports
-  **Maintain control over bank accounts** by routing EFTs to the bank account(s) of your choice
-  **Match payments to advice quickly** and easily re-associate payments with claims
-  **Manage multiple payers**, including any payers that are using Payspan to settle claims