

Ambetter Health

86382

Prior Authorization Metrics Summary

Effective 12/31/2025



Important Notice Regarding Prior Authorization Data

The prior authorization information posted here may differ from data submitted to state or federal regulators, which may be compiled using different methodologies, reporting periods, data sources, or validation processes. This information is provided for transparency and informational purposes only and should not be relied upon as a complete or definitive representation of all prior authorization activity.

Additionally, the data presented on this website is derived from multiple operational systems and reflects information available at the time of publication. Due to system limitations, data integration constraints, and ongoing process enhancements, certain prior authorization requests, determinations, or attributes may not be fully captured or reflected in this dataset.

Prior Authorization Metrics Summary - MarketPlace : Issuer ID : 86382

Standard Prior Authorizations:

Metric Name	How many times this happened	Out of total requests	Percentage
Requests Approved	5,232	6,402	81.72%
Requests Denied	1,170	6,402	18.28%
Request Approved Only After Time for Review was extended	3	6,402	0.05%
Request Approved Only After Appeal	34	53	64.15%

Metric Name	Average Time	Median Time
Standard (non-urgent) Prior Authorization Requests	4 days	0 days

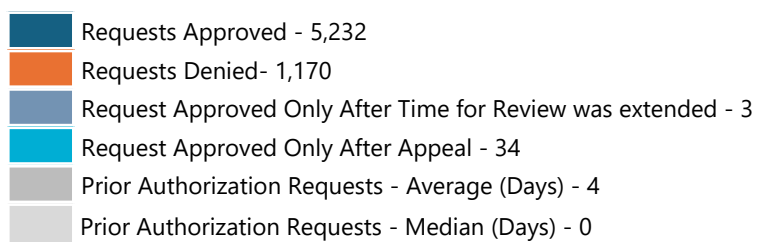
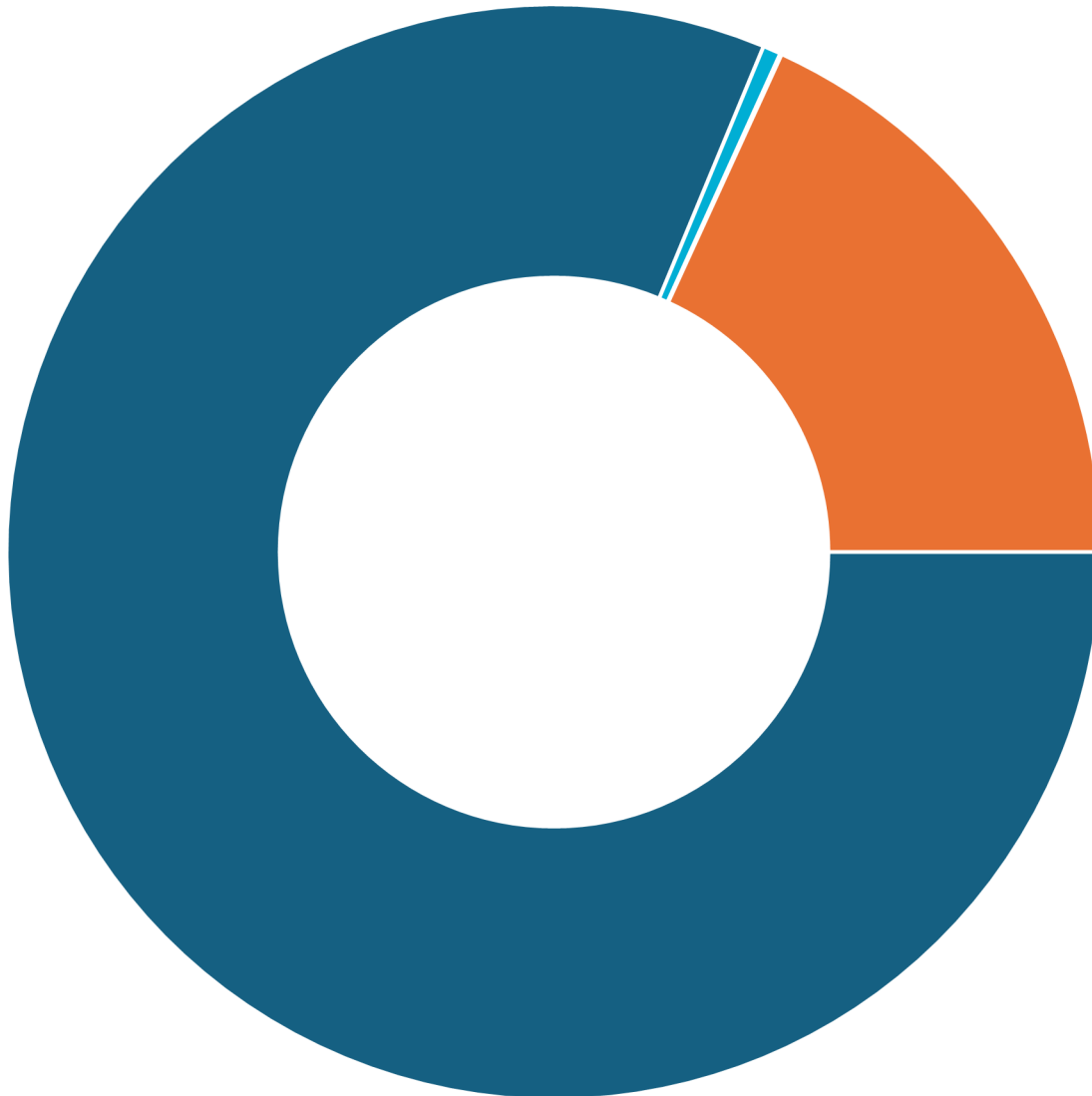
Expedited Prior Authorizations:

Metric Name	How many times this happened	Out of total requests	Percentage
Requests Approved	442	559	79.07%
Requests Denied	117	559	20.93%
Request Approved Only After Time for Review was extended	14	559	2.50%
Request Approved Only After Appeal	53	78	67.95%

Metric Name	Average Time	Median Time
Expedited (urgent) Prior Authorization Requests	1 days	1 days

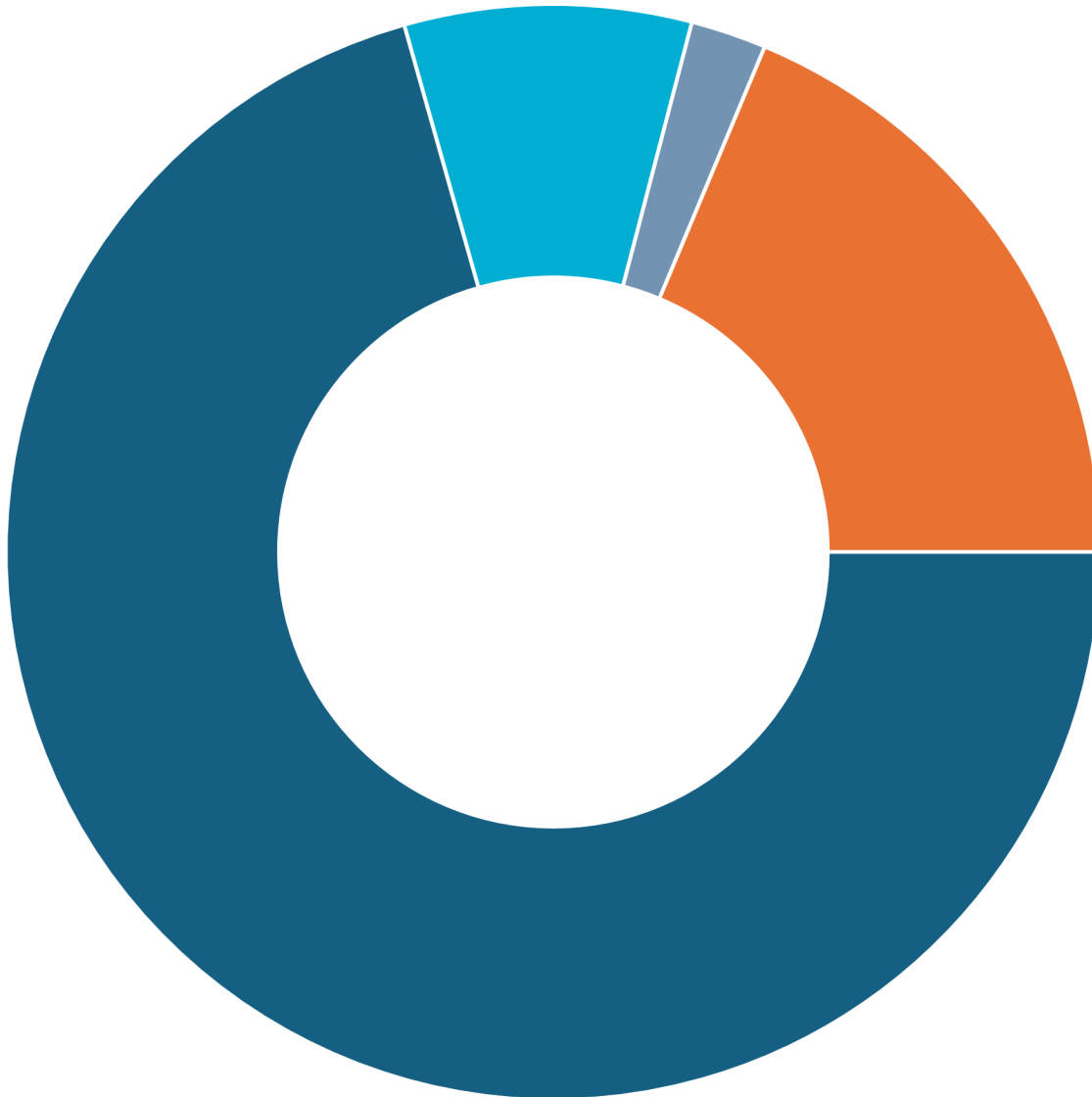
In 2025, MarketPlace: Issuer ID: 86382 received a total of 6,402 standard (non-urgent) prior authorization requests for our covered patients.

81.72% of those requests were approved:



In 2025, MarketPlace: Issuer ID: 86382 received a total of 559 expedited (urgent) prior authorization requests for our covered patients.

79.07% of those requests were approved:



- Request Approved - 442
- Request Denied - 117
- Request Approved Only After Time for Review was extended - 14
- Request Approved Only After Appeal - 53
- Prior Authorization Requests - Average (Days) - 1
- Prior Authorization Requests - Median (Days) - 1